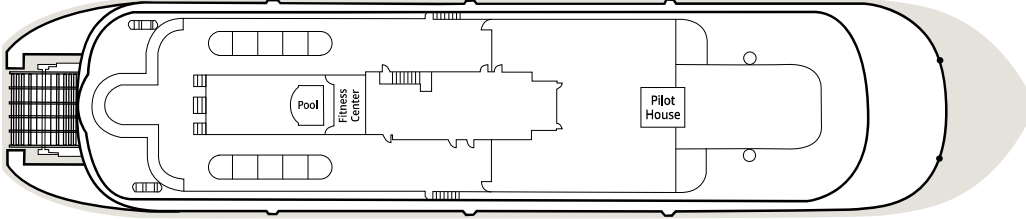
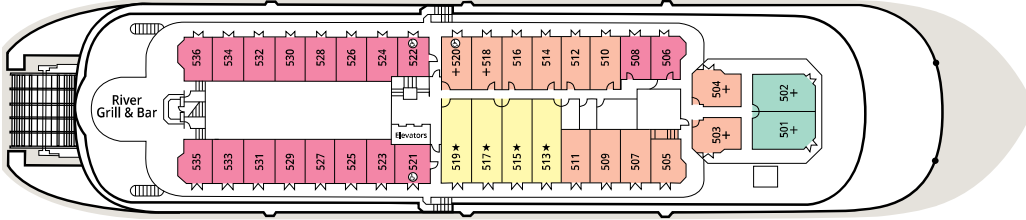


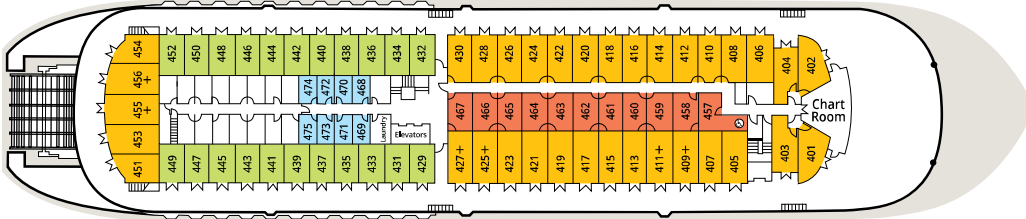
DECK PLANS



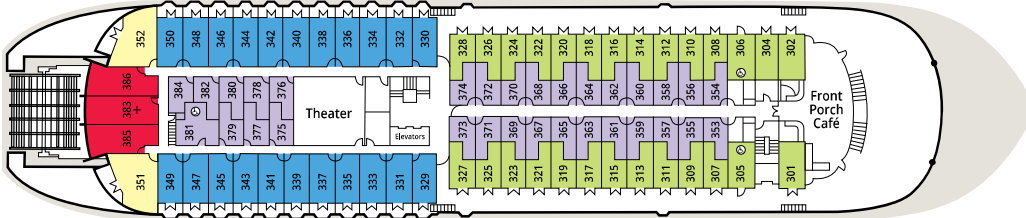
DECK 6 – SUN DECK



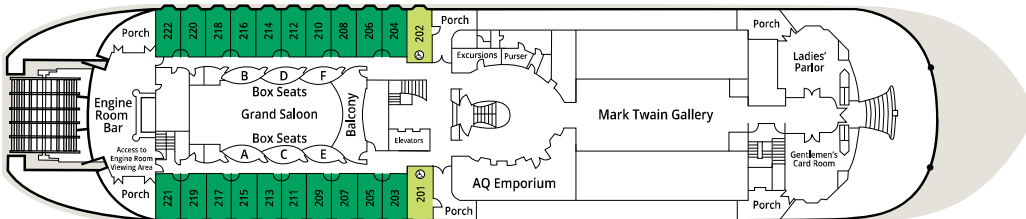
DECK 5 – PROMENADE DECK



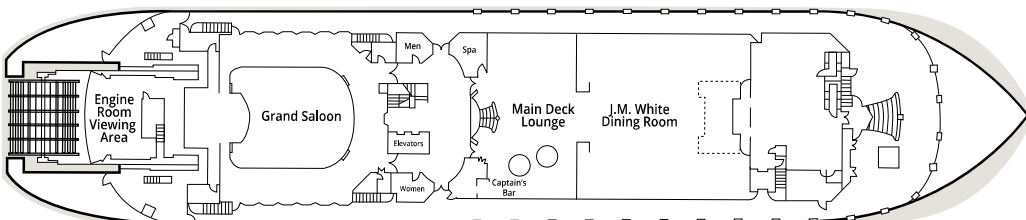
DECK 4 – OBSERVATION DECK



DECK 3 – TEXAS DECK



DECK 2 – CABIN DECK



DECK 1 – MAIN DECK

SUITE AND STATEROOM CATEGORIES

- OS** OWNER'S SUITES WITH EXCLUSIVE VERANDA
- LS** LUXURY SUITES WITH PRIVATE OR OPEN VERANDA
- DS** DELUXE SUITES WITH OPEN VERANDA
- JS** JUNIOR SUITES WITH OPEN VERANDA
- PS** PADDLEWHEEL STATEROOMS
- A** DELUXE OUTSIDE STATEROOMS WITH PRIVATE VERANDA
- B** OUTSIDE STATEROOMS WITH OPEN VERANDA
- C** OUTSIDE STATEROOMS WITH OPEN VERANDA
- D** DELUXE OUTSIDE STATEROOMS WITH BAY WINDOW
- E** INSIDE STATEROOMS
- SD** SINGLE DELUXE STATEROOMS
- SI** SINGLE INSIDE STATEROOMS

- +** TRIPLE OCCUPANCY
- ★** QUADRUPE OCCUPANCY
- ACCESSIBLE SUITES AND STATEROOMS

SPECIFICATIONS

YEAR BUILT 1995
REFURBISHED 2017
LENGTH 418 FEET
PASSENGER DECKS 6
SUITES AND STATEROOMS 218
PASSENGERS 417
CREW 172