

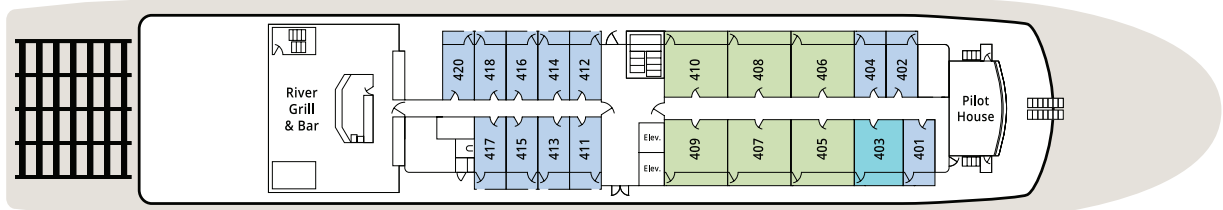
DECKPLANS

SPECIFICATIONS

YEAR BUILT/REFURBISHED: 2003/2014
LENGTH: 360 FEET
SUITES AND STATEROOMS: 112
PASSENGERS/CREW: 223/83

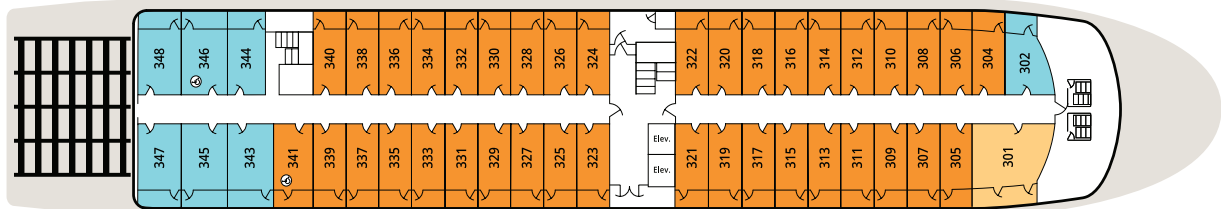
SUITE AND STATEROOM CATEGORIES

- | | |
|--------------------------------------|---|
| LS LUXURY SUITES WITH VERANDA | D OUTSIDE STATEROOMS WITH WINDOW |
| A SUITES WITH VERANDA | E VERANDA STATEROOMS |
| B SUPERIOR VERANDA STATEROOMS | CS SINGLE OUTSIDE STATEROOM WITH VERANDA |
| C DELUXE VERANDA STATEROOMS | |

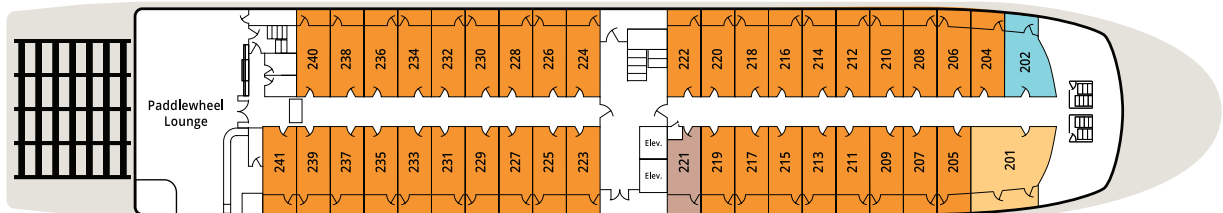


DECK 4 - VISTA VIEW DECK

RIVER GRILL & BAR ★ PILOT HOUSE ★ SMOKING AREA (AFT)

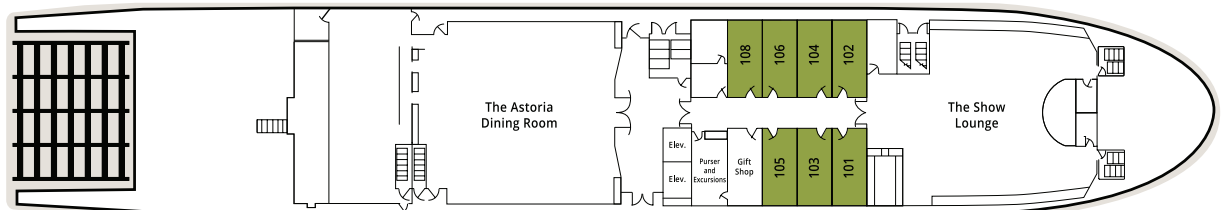


DECK 3 - DISCOVERY DECK



DECK 2 - FRONTIER DECK

PADDLEWHEEL LOUNGE



DECK 1 - EXPLORER DECK

THE ASTORIA DINING ROOM ★ PURSER'S OFFICE
 SHORE EXCURSIONS DESK ★ GIFT SHOP ★ THE SHOW LOUNGE

Accessible Staterooms: The *American Empress*' two elevators provide access to all decks. Stateroom 341 is wheelchair accessible with a roll-in shower and a queen bed. Stateroom 346 is wheelchair accessible with a roll-in shower and twin beds.